



## PERSONAL INFORMATION




Maria I. Arnone

 (Italy)

 +39 333 182 5450

 miarnone@szn.it

 <http://www.szn.it/index.php/it/personale/staff/31-arnone-maria-i/694-arnone-maria-i>

## POSITION

Research Director - Head of the Department of Biology and Evolution of Marine Organisms - Stazione Zoologica Anton Dohrn, Villa Comunale, 80121 Napoli, Italy

## EDUCATION AND TRAINING

Oct 1988–Jun 1993

PhD (Biochemistry)

Università degli Studi di Napoli Federico II, Napoli (Italy)

Thesis title: "Thermophily and thermostability of aspartate aminotransferases"

Oct 1987–Sep 1988

Course of Specialization (Biochemical Biotechnology)

Università degli Studi di Napoli Federico II, Napoli (Italy)

Oct 1981–Mar 1987

Summa cum Laude Laurea (Chemistry)

Università degli Studi di Napoli Federico II, Napoli (Italy)

Thesis title: "Aspartate aminotransferases from *Sulfolobus solfataricus*: gene and protein studies"

## WORK EXPERIENCE

1 Jun 2019–Present

Research Director

Stazione Zoologica Anton Dohrn, Napoli (Italy)

Gene regulatory networks in development and evolution

Aug 2000–May 2019

Senior scientist (primo ricercatore, TI)

Stazione Zoologica Anton Dohrn, Napoli (Italy)

Gene regulatory networks in development and evolution

Apr 2000–Jul 2000

Visiting Associate in Biology

California Institute of Technology, Pasadena, CA (United States)

Apr 1998–Jul 2000

Staff Scientist (ricercatore, TD)

Stazione Zoologica Anton Dohrn, Napoli (Italy)

Gene regulation during development

Jan 1998–Mar 1998

Visiting Scientist

California Institute of Technology, Pasadena, CA (United States)

Gene regulation during development

- Jan 1995–Dec 1997    Research postdoctoral fellow  
California Institute of Technology, Pasadena, CA (United States)  
Gene expression in embryonic development (Advisor: Prof. Eric H Davidson)
  
- Jan 1993–Dec 1994    CNR research postdoctoral fellow  
Stazione Zoologica Anton Dohrn, Napoli (Italy)  
Gene expression in mammalian systems (Advisor: Prof. Roberto Di Lauro)
  
- Jun 1990–Jul 1990    Visiting scientist  
University of Cambridge, Cambridge (United Kingdom)  
Conformational analysis by NMR (Advisor: Prof. Richard Perham)

PERSONAL SKILLS

Mother tongue(s)    Italian

Foreign language(s)

	UNDERSTANDING		SPEAKING		WRITING
	Listening	Reading	Spoken interaction	Spoken production	
English	C2	C2	C2	C2	C2
French	B1	C1	A2	A2	A2

Levels: A1 and A2: Basic user - B1 and B2: Independent user - C1 and C2: Proficient user  
Common European Framework of Reference for Languages

Communication skills

- Excellent communication skills testified by (i) numerous invitation as speaker to Conference Plenary Sessions and Departmental Seminars, (ii) Teaching and (iii) Outreach activities

Organisational / managerial skills

- Leadership skills gained as responsible during the last 20 years for research teams of 3-8 people including postdocs, PhDs and undergraduate students.
- Organizational skills gained: (i) as participant since year 2004 of one Network of Excellence (Marine Genomics, FP6) and four Marie Curie Research/Initial Training Networks (under FP6, FP7 and H2020) with various roles ranging from PI, to member of the Steering Scientific Committee, to WP coordinator; (ii) through the participation to several Committee and Panels; through the Service and Committee Work performed at SZN since 2000; and (iv) through the organization of several international Meetings, Workshops and Courses.
- Managerial skills gained as member of the SZN Board of Departments for 4 years, currently as Head of the Department of Biology and Evolution of Marine Organisms and through the participation to the Management Course: "Una bussola per navigare. Il management strategico delle organizzazioni di ricerca. La scienza e l'arte della pianificazione".

Job-related skills

- Mentoring skills gained through: (i) the supervision of more than 25 students and postdocs; (ii) the interaction with more than 100 among students and postdocs met since 2004 while mentoring within 4 European Marie Curie Research/Training Networks or while teaching at international Graduate Schools and Summer Courses.

- Grant writing and fundraising testified by the several international and few national grants received since 2004, accounting overall for more than Euro 3,000,000

#### Digital skills

SELF-ASSESSMENT				
Information processing	Communication	Content creation	Safety	Problem-solving
Proficient user	Proficient user	Proficient user	Independent user	Independent user

Digital skills - Self-assessment grid

#### ADDITIONAL INFORMATION

##### Honors and awards

- 2018: SZN Excellence Award (ex legis D.Lgs. 218/2016 Art. 15)
- 2018: Elected Member of the European Molecular Biology Organization (EMBO)
- 2017: Full Professor Qualification in Comparative Anatomy and Cytology (Abilitazione Scientifica Nazionale Prima Fascia, settore concorsuale 05/B2 ANATOMIA COMPARATA E CITOLOGIA)
- 2017: Full Professor Qualification in Molecular Biology (Abilitazione Scientifica Nazionale Prima Fascia, settore concorsuale 05/E2 BIOLOGIA MOLECOLARE)
- 2017: Premio Anton Dohrn Miglior Ricercatore 2017, Stazione Zoologica Anton Dohrn
- 1993: Italian Centro Nazionale delle Ricerche (CNR) Award
- 1991: Società Italiana di Biochimica (SIB) Award
- 1989: “Pasquale Corsicato Premio di Laurea” Award

##### Editorial Activities

- June 2018-to date: Associate Editor on the Board of Evolutionary Developmental Biology (specialty section of *Frontiers in Cell and Developmental Biology* and *Frontiers in Ecology and Evolution*)
- 2012- to date: Associate Editor of *Marine Genomics*
- 2006-2012: member of the Editorial Board of *Journal of Experimental Zoology – PartB*

##### Committees and Panels

- 2018 - to date: Council member of the European Society for Evolutionary Developmental Biology (Elected)
- 2017 - to date: Scientific Advisory Board of Echinobase (An Echinoderm genomic database)
- 2010 - to date: Consortium for the sequencing of the *Paracentrotus lividus* genome (various roles, including coordination of transcriptome analyses)
- 2008: Evaluation Panel of the Biologie du Developpement Lab, Observatoire Océanologique of Villefranche-sur-Mer (CNRS UMR 7009)
- 2005-2006: Consortium for the sequencing of the *Strongylocentrotus purpuratus* genome (various roles, including organization of Annotation the workshop)

##### Memberships

- EMBO: European Molecular Biology Organization, elected member in 2018
- EED: European Society for Evolutionary Developmental Biology, member since 2012

- SDB: Society for Developmental Biology, member since 2017
- SIBBM: Società Italiana di Biofisica e Biologia Molecolare, member since 2014

#### Service and Committee Work

- 2018 (September 1st) to date: Head of the Department of Biology and Evolution of Marine Organisms at SZN
- 2018-2020: Coordination of the O.R. Dado Museum for the project PON SZN “PRIMA”
- 2017: Coordination of the committee for the organization of the SZN Retreat
- 2015- 2018 (August): SZN Board of Departments for the Biology and Evolution of Marine Organism Department (elected member).
- 2012- 2019: SZN Science and Society committee (coordinator since 2013)
- 2010-2013: SZN Institutional Seminar Series committee (coordinator)
- 2011-2013: RI EMBRC, The European Marine Biological Resource Centre (member of WP2 Team during the preparatory phase coordinated by SZN)
- 2009, participation as a member of the Zoological Station delegation at the conference: "Taiwan and Italy Conference on Marine Biology", in Taipei, and a series of meetings to promote scientific exchanges between the Zoological Station and the scientific institutes of Taiwan in the context of the NCS Taiwan - SZN Bilateral Agreement
- 2008- to date: Collegio dei Docenti del Dottorato in “Organismi modello nella ricerca veterinaria e biomedica” Università degli studi di Napoli Federico II
- 2008-2010: European project SZN Committee (member)
- 2008-2010: SZN Scientific Advisory Board (SZN representative)
- 2008-2009: Committee for the SZN website
- 2006- to date: SZN-Open University London PhD. Internal Examiner or Chair at VIVAs; Course teacher, Board (since 2017)

#### Grant Support *Currently funded*

- 2021-2023: **Marie Skłodowska-Curie IF** “Microplastics: morphological and genetic developmental effects in a marine invertebrate. MICRODEV”. Role: Supervisor of Eva Jimenez-Guri. EU H2020-MSCA-IF-2019 (GA no. 882904) € 183 473.
- 2019-2022: **Human Frontiers Science Project** “Studying sea urchin dermal photoreception to unravel principles of decentralized spherical vision” Role: Principal applicant and Coordinator of total four teams in four different countries. (RGP0002/2019) \$ 1.350.000 for the four teams.
- 2018-2023: **Marie Skłodowska- Curie ITN** EVOCELL “Animal evolution from a cell type perspective: multidisciplinary training in single-cell genomics, evo-devo and in science outreach”. Role: Principal Investigator. EU H2020-MSCA-ITN-2017 (GA no. 766053) € 344,082.

#### *Completed*

- 2015-2020: **EU Infradev** Corbel "Coordinated Research Infrastructures Building Enduring Life-science Services ". Role: Principal Investigator. EU Horizon 2020 research and innovation programme (GA No 654248) € 90,700.
- 2014-2015: **MIUR Progetti Premiali** Pantrac “Gut patterning and PANcreas development in evolution and disease: a TRAnscryptomic approach”. Role: Principal Investigator. (DLGS 213/99) € 169,143.
- 2013-2017: **Marie Curie ITN** NEPTUNE “Multidisciplinary training in evo-devo and

neurobiology of marine animal models”. Role: Principal Investigator. FP7-PEOPLE-2012-ITN (GA no. 317172) € 302,697.

- 2010-2014: **NCS Taiwan** mobility project in the context of the NCS Taiwan - SZN Bilateral Agreement (03/2010- 03/2012), in collaboration with Dr. Yi-Hsien Su, Academia Sinica, Taiwan (€ 5,000).
- 2008-2012: **Marie Curie ITN EVONET** “Evolution of Gene Regulatory Networks in Animal Development”. Role: Principal Investigator. FP7-PEOPLE-2007-ITN (GA-2008-215781) € 254,000.
- 2008-2013: **EU FP7 Assemble** grant, received eight accesses (1 from France, 2 from Spain, 3 from UK and 2 from Croazia (€10,000).
- 2005-2008: **Marie Curie RTN ZOONET** “Development and evolution of animal form: training modern comparative zoologists”. Role: principal investigator. FP6-2004-Mobility (GA MRTN-CT-2004-005624) € 444,000.
- 2004-2009: **Network of Excellence** (NoE) Marine Genomics Europe. Roles: National representative, member of Scientific Steering Committee, member of the Technological Platform committee, Coordinator of the WP Functional Genomics of the EED Node, Principal Investigator. EU FP6- NoE € 140,000.

#### Organization of Meetings, Workshops and Courses

- 8<sup>th</sup> Euro Evo Devo Meeting, Napoli, Italy. Chair of the local organizing committee (scheduled for July 2020, postponed to October 2021).
- Symposium “Mechanisms of gene regulatory network evolution” of the 7<sup>th</sup> Euro Evo Devo Meeting, Galway, Ireland (June, 2018).
- Workshop “FROM BOVERI TO DAVIDSON: Embryological approaches to genomic function”, Stazione Zoologica Anton Dohrn, Napoli, Italy (February, 2017).
- EMBO Summer Course “Marine Animal Models for Evolution and Development” Kristineberg Marine Station, Fiskebäckskil, Sweden (July, 2017).
- Developmental Biology of the Sea Urchin XXII, Marine Biological Laboratory, Woods Hole, MA (October, 2015).
- “Da Gould a evo-devo: Percorsi storici e teorici” Stazione Zoologica Anton Dohrn, Napoli, Italy (November, 2013).
- Symposium “The evolution of sensory systems in the marine environment” of the 5<sup>th</sup> Euro Evo Devo Meeting, Vienna, Austria (July, 2013).
- EMBO Workshop “Evo-Devo meets Marine Ecology: New Frontiers in Ocean Science through Integrative Biology”, Ischia, NA, Italy. For this workshop SZN received funds from EMBO (€30.000) and Regione Campania (€7.000). (October 2009).
- Marine Genomics Europe Final Assembly. Faro, Portugal (May 2008).
- Developmental Biology of the Sea Urchin XVIII, Marine Biological Laboratory, Woods Hole, MA (April, 2008).
- Marine Genomics Europe Summer Course “Evo-Devo meets Marine Genomics: Comparative Functional Analysis of Gene Regulatory Networks in marine Species” Stazione Zoologica Anton Dohrn, Napoli, Italy (July 2007).
- EMBO-Zoonet Course “Molecular Approaches to Evolution and Development”, Stazione Zoologica Anton Dohrn, Napoli, Italy. For this course SZN received funds from EMBO (€24,060) (September 2006).
- Workshop “New Year Genboree in Naples: Genome annotation strategies with special reference to *Strongylocentrotus purpuratus*”. Stazione Zoologica Anton Dohrn, Napoli, Italy. For this course SZN received funds from EU MGE (€10,000) (January 2006).
- Kick-off Meeting of the Marie Curie RTN ZOONET. Stazione Zoologica Anton Dohrn,

Napoli, Italy. (April 2005).

- Kick-off Meeting of the Marine Genomics Europe “Evolution, Development and Diversity” node. Stazione Zoologica Anton Dohrn, Napoli, Italy. (February 2003).

#### Reviews and Evaluations

- *Grants*: AERES, France; ANR, France; BBSRC, UK; Einstein Foundation Berlin, Germany; Genoscope, France; Government of Canada, Canada; NSF, USA; University of Vienna, Austria.
- *Scientific articles*: BMC journals, Development, Developmental Biology, eLIFE, EvoDevo, Evolution and Development, Frontiers in Ecology and Evolution, Frontiers in Endocrinology, Genesis, Genome Biology, Journal of Experimental Zoology Part B, Marine Genomics, Mechanism of Development, Nucleic Acid Research, Nature, Nature Communications, PlosOne, P.N.A.S, Scientific report.
- *Tenures and Promotions*: Carnegie Mellon University, USA; University College London, UK; ICREA, Spain.
- *PhD theses*: University of Barcelona, Spain; University of Vienna, Austria; University of Bergen, Norway; Open University at Stazione Zoologica Anton Dohrn, Napoli, Italy.

#### Teaching

- 2019: *Summer course* on embryology of marine invertebrates. White Sea Biological Station, Karelia, Russia.
- 2019: *PhD course* EcoEvoDevo, SZN-OU Programme.
- 2018: *PhD course* Gene Regulatory Networks for Development and Evolution, University of Barcelona, Spain.
- 2017-2019: *Lessons* for the Marine Genomics Course, Laurea MaRe, Università Federico II di Napoli
- 2016: *PhD course* EcoEvoDevo, SZN-OU Programme.
- 2015: *PhD course* Gene Regulatory Networks for Development and Evolution, University of Barcelona, Spain.
- 2013: *Lessons* for PON 25 (formazione) BioForU “Applicazioni di microscopia per lo studio dell'espressione genica e per la tipizzazione cellulare”.
- 2008: *Lesson* for Marine Genomics Europe short training course “Gene expression analysis by qPCR”, EMBL-Heidelberg, Germany
- 2007: *Lesson* for Marine Genomics Europe short training course “Quantification of target sequences by qPCR”, EMBL-Heidelberg, Germany
- 2006- 2018: recurrent *EMBO Course* “Molecular approaches to Evolution and Development” now called “Marine Animal Models for Evolution and Development”, Sven Loven Marine Station, Kristineberg Sweden. Initially occurring every year, since 2010 this course occurs every other year.
- 2002-2004: *PhD course* Gene Expression, SZN-OU Programme.
- 2000-2002: *PhD course* Biotechnology, SZN-OU Programme.
- 1999-2001: *TMR Course* in "Evolutionary Developmental Biology" Module Deuterostomia, Station Biologique Roscoff.

#### Supervisions

*Postdocs* (duration) [fellowship supporting grant]:

- Eva Jimenez-Juri (March 2021 – March 2023) [MSCA IF MICRODEV]
- John Kirwan (October 2019 – to date) [HFSP]
- Elijah Lowe (December 2014 - December 2017) [MIUR Progetto Premiale Pantrac]
- Alison Cole (June 2006 - December 2008) [Marie Curie RTN Zoonet]

*Current PhD students* (starting year) [fellowship supporting grant]:

- Emanuele Astoricchio (2020-) PhD Open University [SZN] (co-supervision)
- Periklis Paganos (2018-) PhD Open University [Marie Curie ITN EvoCELL]
- Maria Cocurullo (2018-) PhD Open University [SZN]

*PhD theses successfully completed* (year of completion) [fellowship supporting grant]:

- Jovana Randelovic (2020) PhD Open University [SZN] (co-supervision)
- Danila Voronov (2019): PhD Open University [SZN]
- Claudia Cuomo, PhD Open University (2017) [SZN]
- Margherita Perillo, PhD Open University (2013) [SZN]
- Carmen Andrikou, PhD Open University (2012) [Marie Curie ITN Evonet]
- Rossella Annunziata, PhD Open University (2011) [SZN]
- Enrique Arboleda, PhD Open University (2008) [Marie Curie ITN Zoonet]
- Francesca Rizzo, PhD Open University (2007) [SZN]
- Monserrat Fernandez-Serra, PhD Open University (2006) [SZN]
- Claudia Consales, PhD Università degli Studi di Napoli “Federico II” (2001)

*Completed Masters or equivalent*

- Javier Burgoa-Cardas Msc, International Master of Marine Biological Resources, Gent University, Belgium (2019-2020)
- Ines Fournon-Berodia Msc, International Master of Marine Biological Resources, Gent University, Belgium (2018-2019)
- Alberto Valero-Gracia, MPhil Open University, SZN [Marie Curie ITN Neptune] (2015-2019)
- Hristiana Lyubenova, Erasmus placement and Master thesis, University of Aberdeen (2016)
- Libero Petrone, Università di Napoli Federico II – Corso di Laurea in Scienze Biologiche (2011)
- Daniela Lovera, Università di Napoli Federico II – Corso di Laurea in Scienze Biologiche (2011)
- Silvia Iannaccone, Università di Napoli Federico II – Corso di Laurea in Scienze Biologiche (2010)
- Edmondo Iovene Università di Napoli Federico II – Corso di Laurea in Scienze Biologiche (2010)
- Lorenza Tsansizi, Erasmus placement and Master thesis Patras University (2010)
- Fabiana Sabelli - Università di Napoli Federico II – Corso di Laurea in Biologia delle Riproduzioni Marine (2009)
- Rossella Annunziata - Università di Napoli Federico II – Corso di Laurea in Scienze Biologiche (2006)
- Paola Squarzone - Università di Napoli Federico II – Corso di Laurea in Scienze Biologiche (2005)
- Aristeia Arkimandritis - Seconda Università di Napoli - Corso di Laurea in Scienze Biologiche (2004)
- Clelia Frosini - Università di Napoli Federico II – Corso di Laurea in Chimica (2002).
- Francesca Rizzo - Università di Napoli Federico II – Corso di Laurea in Chimica (2002)
- Alessandra Livigni - Università di Napoli Federico II – Corso di Laurea in Biotecnologie Mediche (2001)

Invited speaker to Conference  
Plenary Sessions and  
Departmental Seminars

- Invited speaker. EMBO/EMBL symposium: The Identity and Evolution of Cell Types. Virtual meeting (May 2021)
- Keynote Lecture. Assemble plus 2021: Marine biological research at the frontier. Conference on line (January 2021)
- Keynote Lecture: 10<sup>th</sup> International Tunicate meeting, Villefranche-sur-mer, France (July 2019)
- Plenary Session. EMBO Member's meeting 2018 (October 2018)
- Plenary Session. Developmental Biology of the Sea Urchin XXV, Marine Biological Laboratory, Woods Hole, MA (October 2018)
- Plenary Session. 7<sup>th</sup> Euro Evo Devo Meeting, Galway, Ireland (June 2018)
- Plenary Session. 8<sup>th</sup> Annual Meeting of the EFOR network, Paris, France (May 2017)
- Plenary Session. Developmental Biology of the Sea Urchin XXIV, Marine Biological Laboratory, Woods Hole, MA (April 2017)
- Departmental Seminar. SARS Centre for Marine Molecular Biology, Bergen, Norway (November 2016)
- Plenary Session. 6<sup>th</sup> Euro Evo Devo 2016, Uppsala, Sweden (July 2016)
- Plenary Session. Developmental Biology of the Sea Urchin XXIII, Marine Biological Laboratory, Woods Hole, MA (October 2015)
- Plenary Session. 5<sup>th</sup> Euro Evo Devo Meeting, Vienna, Austria (July 2014)
- Plenary Session. Developmental Biology of the Sea Urchin XXII, Marine Biological Laboratory, Woods Hole, MA (April 2014)
- Plenary Session. 17<sup>th</sup> International Congress of Comparative Endocrinology, Universitat de Barcelona, Barcelona, Spain (July 2013)
- Plenary Session. 7<sup>th</sup> Tunicate meeting, Università degli Studi Parthenope Napoli, Italy (July 2013)
- Plenary Session. Annual Meeting of the Society for Integrative and Comparative Biology, Hilton San Francisco, San Francisco, CA, USA (January 2013)
- Departmental Seminar. Lund Vision Group, Lund University, Sweden (November 2012)
- Plenary Session. Developmental Biology of the Sea Urchin XXI, Marine Biological Laboratory, Woods Hole, MA (October 2012)
- Departmental Seminar. CBIO and Università di Trento, Trento, Italy (July 2012)
- Plenary Session. 4<sup>th</sup> Euro Evo Devo Meeting, Lisbon, Portugal (July 2012)
- Plenary Session. Developmental Biology of the Sea Urchin XX, MBL Woods Hole, MA (April 2011)
- Departmental Seminar. Academia Sinica e NHRI, Taipei, Taiwan (2011)
- Departmental Seminar. GEE & CDB Department, UCL, London, UK (2010)
- Departmental Seminar. Max F. Perutz Laboratories, Vienna, Austria (2009)
- Plenary Session. Developmental Biology of the Sea Urchin XIX, MBL Woods Hole, MA (October 2009)
- Plenary Session. Developmental Biology of the Sea Urchin XVIII, MBL Woods Hole, MA (April 2008)
- Departmental Seminar. LSU Health Sciences Center, New Orleans, USA (April 2008)
- Departmental Seminar. SARS Centre for Marine Molecular Biology, Bergen, Norway (December 2007)
- Plenary Session. MGE Workshop: An Ocean of Techniques. Orthodox Academy of Crete, Greece (October 2007)
- Plenary Session. Developmental Biology of the Sea Urchin XVII, MBL Woods Hole, MA (September 2006)



- Plenary Session. MGE Workshop: "Evolving Gene Networks" Station Biologique de Roscoff, France (April 2006)
- Plenary Session. Society for Experimental Biology's annual main meeting. Session "Developmental Phylogeny" Barcelona, Spain (July 2005)
- Plenary Session. Developmental Biology of the Sea Urchin XVI, MBL Woods Hole, MA (April 2005)
- Departmental Seminar. European Molecular Biology Laboratory (EMBL), Heidelberg, Germany (May 2005)
- Departmental Seminar. Sunnybrook and Women's College Health Sciences Centre, University of Toronto, Canada (January 2005)
- Plenary Session. Society for Experimental Biology's annual main meeting. Symposium "Biology of Deuterostomian Invertebrates: a post-genomic perspective" Edinburgh, UK (April 2004)
- Plenary Session. Society for Experimental Biology's annual main meeting. Symposium "Reproduction and Development" Edinburgh, UK (May 2004)
- Departmental Seminar. LGPD, IBDM University of Marseille, Marseille, France (December 2002)
- Plenary Session. "Biotechnology Havana 2002-The Agro-Biotech in the New Millennium". Habana, Cuba. (November 2002)
- Departmental Seminar. SARS Centre for Marine Molecular Biology, Bergen, Norway (August 2002)
- Plenary Session. EMBO Workshop "Comparative Developmental Biology". Sant'Angelo d'Ischia, Napoli, Italy (April 2001)

#### Outreach

- Collaboration to the exhibit "Theodor Boveri at the Naples Zoological Station", Stazione Zoologica Anton Dohrn Napoli, Italy (February 2017).
- Conference "Cosa determina la forma di un organismo vivente? Ce lo raccontano i ricci di mare" Città della Scienza, Napoli (March 2015).
- TV show for the Italian national television (RAI 2) Cronache Animali (Episode n. 53 rx 4/03/15, 2015).
- Documentary "I vagabondi del mare" (screenplay and local organization), directed by Alessandro Scippa and produced by Mediacontents for the Stazione Zoologica Anton Dohrn, partner of the "Forum Universale delle Culture di Napoli e Campania". Organization of the closing event "Tara a Napoli" at Città della Scienza, Napoli, Italy (October 2014).
- Conference within the event "La Stazione Zoologica in visita a Nisida. La vita in una goccia di mare" (May 2013).
- Science and Society event "Homo, ma quanto sapiens? Il nostro impatto sui processi evolutivi e la biodiversità" (April 2012).
- TV Show for the Italian National television (RAI 3) Geo & Geo (October 2011).
- Set up of three sections of the exhibit "Il filo della vita: 150 anni di genetica a Napoli", displayed in Genova (Festa della Scienza, 2011) and at Città della Scienza, Napoli (2012).
- Conference "150 anni di scienza: Gli organismi marini e le grandi scoperte della biologia: l'esperimento di Theodor Boveri alla Stazione Zoologica Anton Dohrn 100 anni dopo". Celebration of the "150 anni di genetica a Napoli" (May 2011).
- Science and Society event "Il cibo e l'evoluzione del gusto. In memoria di Carlo Cannella" (June 2011).
- Conference "Gli esperimenti di Theodor Boveri alla Stazione Zoologica 100 anni dopo"

within the Workshop “L’evoluzione in gestazione”, Istituto Italiano di Studi Germanici, Roma Italy. (2009). Essay published in the Journal “Il Veltro” (2011).

- Participation to the documentary “Cell: The Chemistry of Life” produced and directed by Alison Rooper for the BBC4 (2009).

**Publications** Author of 67 papers on ISI journals and 4 book chapters

Total IF=362.1 (average IF 5.4)

Google Scholar (9/10/2021):

H-index: 28; total citations: 5953

*ISI Journals* (starting from most recent; \*corresponding author)

- Tsironis I, Paganos P, Gouvi G, Tsimpos P, Stamopoulou A, Arnone MI, Flytzanis CN\*. Coup-TF: A maternal factor essential for differentiation along the embryonic axes in the sea urchin *Paracentrotus lividus*. *Dev Biol* (2021) S0012-1606(20)30322-5.
- Rendell-Bhatti F, Paganos P, Pouch A, Mitchell C, D’Aniello S, Godley BJ, Pazdro K, Arnone MI, Jimenez-Guri E\*. Developmental toxicity of plastic leachates on the sea urchin *Paracentrotus lividus*. *Environ Pollut* (2021) 269: 115744.
- MI Arnone\*, P Oliveri. Neuropeptide Signaling: Unravelling the evolutionary history of kisspeptin. *Elife* (2020) 9, e58599.
- D’Aniello E, Paganos P, Anishchenko E, D’Aniello S, MI Arnone\*. Comparative neurobiology of biogenic amines in animal models in deuterostomes. *Front Ecol Evol* (2020) 8, 322.
- Jékely G, Arnone MI. Editorial overview: Tissue-level dynamics in development and evolution. *Curr Opin Genet Dev* (2019) 57: iii-v.
- Annunziata R, Andrikou C, Perillo M, Cuomo C, Arnone MI\*. Development and evolution of gut structures: from molecules to function *Cell Tissue Res* (2019) 377:445–458.
- Lowe EK, Cuomo C, Voronov D, Arnone MI\*. Using ATAC-seq and RNA-seq to increase resolution in GRN connectivity. *Methods Cell Biol* (2019) 151, 115-126.
- Arnone MI, Oliveri P, Martinez P. A conceptual history of the "regulatory genome": from Theodor Boveri to Eric Davidson. *Mar Genomics* (2019) 44, 24-31.
- Lowe EK, Garm A, Ullrich-Luter E, Arnone MI\*. The crowns have eyes: Multiple opsins found in the eyes of the Crown-of-Thorns Starfish *Acanthaster planci*. *BMC Evol Biol* (2018) 18: 168.
- Perillo M, Paganos P, Mattiello T, Cocurullo M, Oliveri P, Arnone MI\*. Novel neuronal subtypes with a pancreatic-like signature in the sea urchin *Stongylocentrotus purpuratus*. *Front Endocrinol* (2018) 9: 650.
- Wood NJ, Mattiello T, Rowe ML, Ward L, Perillo M, Arnone MI, Elphick MR and Oliveri P. Neuropeptidergic systems in pluteus larvae of the sea urchin *Strongylocentrotus purpuratus*: neurochemical complexity in a “simple” nervous system. *Front Endocrinol* (2018) 9: 628.
- Anishchenko E, Arnone MI\*, D’Aniello S\*. SoxB2 in sea urchin development: implications in neurogenesis, ciliogenesis and skeletal patterning. *Evodevo* (2018) 9: 5.
- Burguera D, Marquez Y, Racioppi C, Permanyer J, Torres-Méndez A, Esposito R, Albuixech-Crespo B, Fanlo L, D’Agostino Y, Gohr A, Navas-Perez E, Riesgo A, Cuomo C, Benvenuto G, Christiaen LA, Martí E, D’Aniello S, Spagnuolo A, Ristoratore F, Arnone MI\*, Garcia-Fernández J\*, Irimia M\*. Evolutionary recruitment of flexible ESRP-dependent splicing programs into diverse embryonic morphogenetic processes. *Nat Commun* (2017) 8: 1799.

- Lowe EK, Cuomo C, Arnone MI\*. Omics approaches to study gene regulatory networks for development in echinoderms. *Brief Funct Genomics* (2017) 16, 299-308.
- Arnone MI\*, Andrikou C, Annunziata R. Echinoderm systems for gene regulatory studies in evolution and development. *Curr Opin Gen Dev* (2016) 39: 129-137.
- Valero-Gracia A, Petrone L, Oliveri P, Nilsson DE, Arnone MI\*. Non-directional Photoreceptors in the Pluteus of *Strongylocentrotus purpuratus*. *Front Ecol Evol* (2016) 4, 127.
- Perillo M, Wang YJ, Leach, SD, Arnone MI\*. A pancreatic exocrine-like cell regulatory circuit operating in the upper stomach of the sea urchin *Strongylocentrotus purpuratus* larva. *BMC Evol Biol* (2016) 16, 117.
- Rizzo F, Coffman JA, Arnone MI\*. An Elk transcription factor is required for Runx-dependent survival signaling in the sea urchin embryo. *Dev Biol* (2016) 416: 173-186.
- Mao CA, Agca C, Mocko-Strand JA, Wang J, Ullrich-Lüter E, Pan P, Wang SW, Arnone MI, Frishman LJ, Klein WH. Substituting mouse transcription factor Pou4f2 with a sea urchin orthologue restores retinal ganglion cell development. *Proc R Soc B* (2016) 283: 20152978.
- Andrikou C, Pai CY, Su YH, Arnone MI\*. Logics and properties of a genetic regulatory program that drives embryonic muscle development in an echinoderm. *eLIFE* (2015) 4, e07343.
- Elphick MR, Semmens DC, Blowes LM, Levine J, Lowe CJ, Arnone MI, Clark MS. Reconstructing SALMFamide Neuropeptide Precursor Evolution in the Phylum Echinodermata: Ophiuroid and Crinoid Sequence Data Provide New Insights. *Front Endocrinol* (Lausanne) (2015) 6: 2.
- Andrikou C and Arnone MI. Too many ways to make a muscle: evolution of GRNs governing myogenesis. *Zool Anz* (2015) 256: 2-13.
- D'Aniello S, Delroisse J, Valero-Gracia A, Lowe EK, Byrne M, Cannon JT, Halanych KM, Elphick MR, Mallefet J, Kaul-Strehlow S, Lowe CJ, Flammang P, Ullrich-Lüter E, Wanninger A, Arnone MI\*. Opsin evolution in the Ambulacraria. *Mar Genomics* (2015) 24: 177-183.
- Arnone MI, Hejnal A. Genomics going wild: Marine sampling for studies of evolution and development. *Mar Genomics* (2015) 24: 119-20.
- Delroisse J, Ullrich-Lüter E, Ortega-Martinez O, Dupont S, Arnone MI, Mallefet J, Flammang P. High opsin diversity in a non-visual infaunal brittle star. *BMC Genomics* (2014) 15:1035.
- Perillo M and Arnone MI\*. Characterization of insulin-like peptides (ILPs) in the sea urchin *Strongylocentrotus purpuratus*: insights on the evolution of the insulin family. *Gen Comp Endocrinol* (2014) 205: 68-79.
- Annunziata M and Arnone MI\*. A dynamic network of regulatory interactions explains ParaHox gene control of gut patterning in the sea urchin embryo. *Development* (2014) 141: 2462-72.
- Annunziata R, Perillo M, Andrikou C, Cole A, Martinez P & Arnone MI\*. Pattern and Process During Sea Urchin Gut Morphogenesis: the Regulatory Landscape. *Genesis* (2014) 52: 251-68.
- Andrikou C, Iovene E, Rizzo F, Oliveri P and Arnone MI\*. Myogenesis in the sea urchin embryo: the molecular fingerprint of the myoblast precursors. *EvoDevo* (2013) 4:33.
- Ikuta T, Chen Y-C, Annunziata R, Ting H-C, Tung C-H, Koyanagi R, Tagawa K, Humphreys T, Fujiyama A, Saiga H, Satoh N, Yu Jr-K, Arnone MI and Su Y-H. Identification of an intact ParaHox cluster with temporal colinearity but residual spatial colinearity in the hemichordate *Ptychodera flava*. *BMC Evol Biol* (2013) 13:129.

- Ullrich-Lüter E, D'Aniello S and Arnone MI\*. C-opsin expressing photoreceptors in echinoderms. *Integr Comp Biol* (2013) 53: 27-38.
- Annunziata R, Martinez P and Arnone MI\*. Intact cluster and chordate-like expression of ParaHox genes in a sea star. *BMC Biol* (2013) 11:68.
- Peterson KJ, Su Y-H, Arnone MI, Swalla B, and King B. microRNAs Support the Monophyly of Enteropneust Hemichordates. *J Exp Zool B Mol Dev Evol* (2013) 320: 368-74.
- Arnone MI, Verde C, Bowler C, Gloeckner FO A new Editorial Team and Scope for Marine Genomics. *Mar Genomics* (2012) 5: 3-4.
- Ullrich-Lüter E, Dupont S, Arboleda E, Hausen H and Arnone MI\*. A Unique System of Photoreceptors in Sea Urchin Tube Feet. *Proc Natl Acad Sci U S A* (2011) 108: 8367-72.
- De Gregoris TB, Rupp O, Klages S, Knaust F, Bekel T, Kube M, Burgess JG, Arnone MI, Goesmann A, Reinhardt R, Clare AS. Deep sequencing of naupliar-, cyprid- and adult-specific normalised Expressed Sequence Tag (EST) libraries of the acorn barnacle *Balanus amphitrite*. *Biofouling* (2011) 27: 367-74.
- Cole, AG, Rizzo F, Fernandez-Serra M, Martinez P, and Arnone MI\*. ParaHox genes coordinate to pattern the posterior endoderm. *Development* (2009) 136: 541-9.
- Sirakov M, Zarrella I, Borra M, Rizzo F, Biffali E, Arnone MI, Fiorito G. Selection and validation of a set of reliable reference genes for quantitative RT-PCR studies in the brain of the Cephalopod Mollusc *Octopus vulgaris*. *BMC Mol Biol* (2009) 10: 70.
- Cole AG, Arnone MI. Fluorescent in situ hybridization reveals multiple expression domains for SpBrn1/2/4 and identifies a unique ectodermal cell type that co-expresses the ParaHox gene SpLox. *Gene Expr Patterns* (2009) 9: 324-8.
- Sea Urchin Genome Sequencing Consortium; Sodergren E, Weinstock GM, Davidson EH, Cameron RA, Gibbs RA, Angerer RC, Angerer LM, Arnone MI, Burgess DR, Burke RD, Coffman JA, Dean M, Elphick MR, Etensohn CA... et al The genome of the sea urchin *Strongylocentrotus purpuratus*. *Science* (2006) 314: 941-952.
- Arnone MI, Rizzo F, Annunziata R, Cameron RA, Peterson KJ, Martinez P. Genetic organization and embryonic expression of the ParaHox genes in the sea urchin *S. purpuratus*: Insights into the relationship between clustering and colinearity. *Dev Biol* (2006) 300: 63-73.
- Rizzo F, Fernandez-Serra M, Squarzone P, Archimandritis A, Arnone MI\*. Identification and developmental expression of the ets gene family in the sea urchin (*Strongylocentrotus purpuratus*). *Dev Biol* (2006) 300: 35-48.
- Raible F, Tessmar-Raible K, Arboleda E, Kaller T, Bork P, Arendt D, Arnone MI\*. Opsins and clusters of sensory G-protein-coupled receptors in the sea urchin genome. *Dev Biol* (2006) 300: 461-475.
- Bradham CA, Foltz KR, Beane WS, Arnone MI, Rizzo F, Coffman JA, Mushegian A, Goel M, Morales J, Genevriere AM, Lapraz F, Robertson AJ, Kelkar H, Loza-Coll M, Townley IK, Raisch M, Roux MM, Lepage T, Gache C, McClay DR, Manning G. The sea urchin kinome: a first look. *Dev Biol* (2006) 300: 180-93.
- Zhang WL, Huitorel P, Glass R, Fernandez-Serra M, Arnone MI, Chiri S, Picard A, Ciapa B. A MAPK pathway is involved in the control of mitosis after fertilization of the sea urchin egg. *Dev Biol* (2005) 282: 192-206.
- Fernandez-Serra M, Consales C, Livigni A and Arnone MI\*. Role of the ERK-mediated signaling pathway in mesenchyme formation and differentiation in the sea urchin embryo. *Dev Biol* (2004) 268: 384-402.
- Arnone MI, Dmochowski IJ, Gache C. Using reporter genes to study cis-regulatory elements. *Methods Cell Biol* (2004) 74: 621-652.

- Davidson EH, Rast JP, Oliveri P, Ransick A, Calestani C, Yuh CH, Minokawa T, Amore G, Hinman V, Arenas-Mena C, Otim O, Brown CT, Livi CB, Lee PY, Revilla R, Rust AG, Pan Zj, Schilstra MJ, Clarke PJ, Arnone MI, Rowen L, Cameron RA, McClay DR, Hood L, Bolouri H. A genomic regulatory network for development. *Science* (2002) 295, 1669-1678.
- Consales C. and Arnone MI\*. Functional characterization of Ets-binding sites in the sea urchin embryo: three base pair conversions redirect expression from mesoderm to ectoderm and endoderm. *Gene* (2002) 287, 75-81.
- Davidson EH, Rast JP, Oliveri P, Ransick A, Calestani C, Yuh CH, Minokawa T, Amore G, Hinman V, Arenas-Mena C, Otim O, Brown CT, Livi CB, Lee PY, Revilla R, Schilstra MJ, Clarke PJ, Rust AG, Pan Z, Arnone MI, Rowen L, Cameron RA, McClay DR, Hood L, Bolouri H. A provisional regulatory gene network for specification of endomesoderm in the sea urchin embryo. *Dev Biol* (2002) 246, 162-190.
- Arnone MI\*. Bringing order to organogenesis. *Nat Genet* (2002) 30, 348-350.
- Martin EL, Consales C, Davidson EH and Arnone MI\*. Evidence for a mesodermal embryonic regulator of the sea urchin *CyIIa* gene. *Dev Biol* (2001) 236, 46-63.
- Arnone MI, Martin EL, Davidson EH. Cis-regulation downstream of cell type specification: A single compact element controls the complex expression of the *CyIIa* gene in sea urchin embryos. *Development* (1998) 125, 1381-1395.
- Bogarad LD, Arnone MI, Chang C, Davidson EH. Interference with gene regulation in living sea urchin embryos: “TKO”, a genetically controlled vector for blockade of specific transcription factors. *Proc Natl Acad Sci U S A.* (1998) 95, 14827-32.
- Arnone MI, Davidson EH. The hardwiring of development: organization and function of genomic regulatory systems. *Development* (1997) 124, 1851-1864.
- Arnone MI, Bogarad LD, Collazo A, Kirchhamer CV, Cameron RA, Rast JP, Gregorians A, Davidson EH. Green Fluorescent Protein in the sea urchin: new experimental approaches to transcriptional regulatory analysis in embryos and larvae. *Development* (1997) 124, 1851-1864.
- Zannini M, Avantaggiato V, Biffali E, Arnone MI, Sato K, Pischetola M, Taylor BA, Phillips SJ, Simeone A, Di Lauro R. TTF-2, a new forkhead protein, shows a temporal expression in the developing thyroid which is consistent with a role in controlling the onset of differentiation. *EMBO J* (1997) 16, 3185-3197.
- Arnone MI, Birolo L, Pascarella S, Cubellis MV, Bossa F, Sannia G, Marino G. Stability of aspartate aminotransferase from *S. solfataricus*. *Protein Eng* (1997) 10, 237-248.
- Zannini M, Acebron A, De Felice M, Arnone MI, Martin-Pérez J, Santisteban P, Di Lauro R. Mapping and functional role of phosphorylation sites in the Thyroid Transcription Factor 1 (TTF-1). *J Biol Chem* (1996) 271, 2249-2254.
- Arnone MI, Zannini M, Di Lauro R. The DNA-binding activity and the dimerization ability of the Thyroid Transcription Factor I (TTF-1) are redox regulated. *J Biol Chem* (1995) 270, 12048-12055.
- Di Lauro R, Damante G, De Felice M, Arnone MI, Sato K, Lonigro R, Zannini M. Molecular events in the differentiation of the thyroid gland. *J Endocrinol Invest* (1995) 18, 117-119.
- Cubellis MV, Arnone MI, Birolo L, Sannia G, Marino G. Comparative studies on thermophilicity and thermostability of aspartate aminotransferases. *Biotech Appl Biochem* (1993) 18, 417-425.
- Arnone MI, Birolo L, Giamberini M, Cubellis MV, Nitti G, Sannia G, Marino G. Limited proteolysis as a probe of conformational changes in aspartate aminotransferase from *Sulfolobus solfataricus*. *Eur J Biochem* (1992) 204, 1183-1189.
- Arnone MI, Birolo L, Cubellis MV, Nitti G, Marino G, Sannia G. Expression of a

hyperthermophilic aspartate aminotransferase in *E. coli*. **Biochim Biophys Acta** (1992) 1160, 206-212.

- Birolo L, Arnone MI, Cubellis MV, Andreotti G, Nitti G, Marino G, Sannia G. The active site of *Sulfolobus solfataricus* aspartate aminotransferase. **Biochim Biophys Acta** (1991) 1080, 198-204.
- Cubellis MV, Rozzo C, Nitti G, Arnone MI, Marino G, Sannia G. Cloning and sequencing of the gene coding for aspartate aminotransferase from the thermoacidophilic archaeobacterium *Sulfolobus solfataricus*. **Eur J Biochem** (1989) 186, 375-381. 5.
- Marino G, Nitti G, Arnone MI, Sannia G, Gambacorta A, De Rosa M. Purification and characterization of aspartate aminotransferase from the thermoacidophile archaeobacterium *Sulfolobus solfataricus*. **J Biol Chem** (1988) 263, 12305-12309.

#### Book Chapters

- Magri MS, Voronov D, Randelović J, Cuomo C, Gómez-Skarmeta JL, Arnone MI\*. ATAC-Seq for Assaying Chromatin Accessibility Protocol Using Echinoderm Embryos. **Methods Mol Biol** (2021) 2219: 253-265.
- Perillo M, Paganos P, Spurrell M, Arnone MI\*, Wessel GM\*. Methodology for Whole Mount and Fluorescent RNA In Situ Hybridization in Echinoderms: Single, Double, and Beyond. **Methods Mol Biol** (2021) 2219:195-216.
- Lowe EK, Cuomo C, Arnone MI\*. A Differential Transcriptomic Approach to Compare Target Genes of Homologous Transcription Factors in Echinoderm Species In: **Dynamics of Mathematical Models in Biology**, Springer 2016, pp 55-63.
- Arnone MI, Byrne M, Martinez P. Echinodermata. In: **Evolutionary Developmental Biology of Invertebrates** A. Wanninger ed, Springer 2015 vol. 6: 1-58.

#### Self-certification

“A conoscenza di quanto prescritto agli artt 46 e seguenti del D.P.R. 28 dicembre 2000 n. 445, sulla responsabilità penale cui può andare incontro in caso di falsità in atti e di dichiarazioni mendaci, nonché di quanto prescritto dall’art. 75 del D.P.R. 28 dicembre 2000 n. 445, sulla decadenza dai benefici eventualmente conseguenti al provvedimento emanato sulla base di dichiarazioni non veritiere, ai sensi e per gli effetti del citato D.P.R. n. 445/2000 art 46, e sotto la propria personale responsabilità, dichiaro che tutte le informazioni contenute nel mio curriculum vitae sono veritiere.

Presto consenso all’utilizzo dei dati personali ai sensi del Decreto legislativo 196/2003 e s.m.i.”

9 maggio 2021

Maria I Arnone

