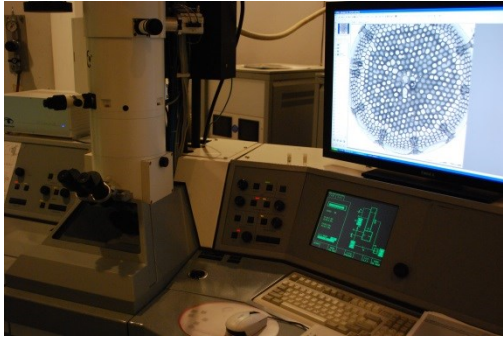
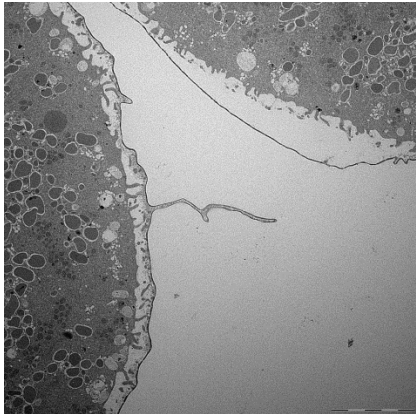
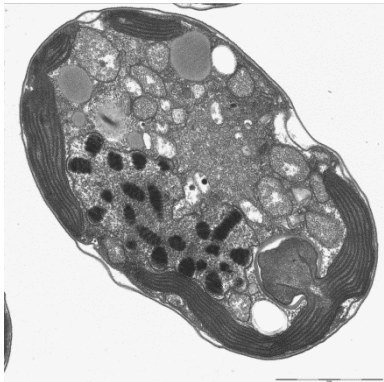


Name	Transmission Electron Microscope (TEM) ZEISS LEO 912 AB
Section and Unit	RIMAR Section, AMOBIO Unit, Electron Microscopy Service
Description + images	
Services provided	<p data-bbox="448 757 1426 790">Observations of ultrathin sections of fixed material on grids for TEM observations</p>  <p data-bbox="448 1234 1078 1267">Microvilli and the fertilization envelope of sea urchin eggs</p>  <p data-bbox="448 1677 1262 1711">Dinoflagellate <i>Pelagodinium béii</i> endosymbiont of planktonic Foraminifera</p>
Contacts	<p data-bbox="448 1744 608 1778">Luigia Santella</p> <p data-bbox="448 1794 644 1827">Tel. 081 5833 289</p> <p data-bbox="448 1843 778 1877">e-mail: luigia.santella(at)szn.it</p>